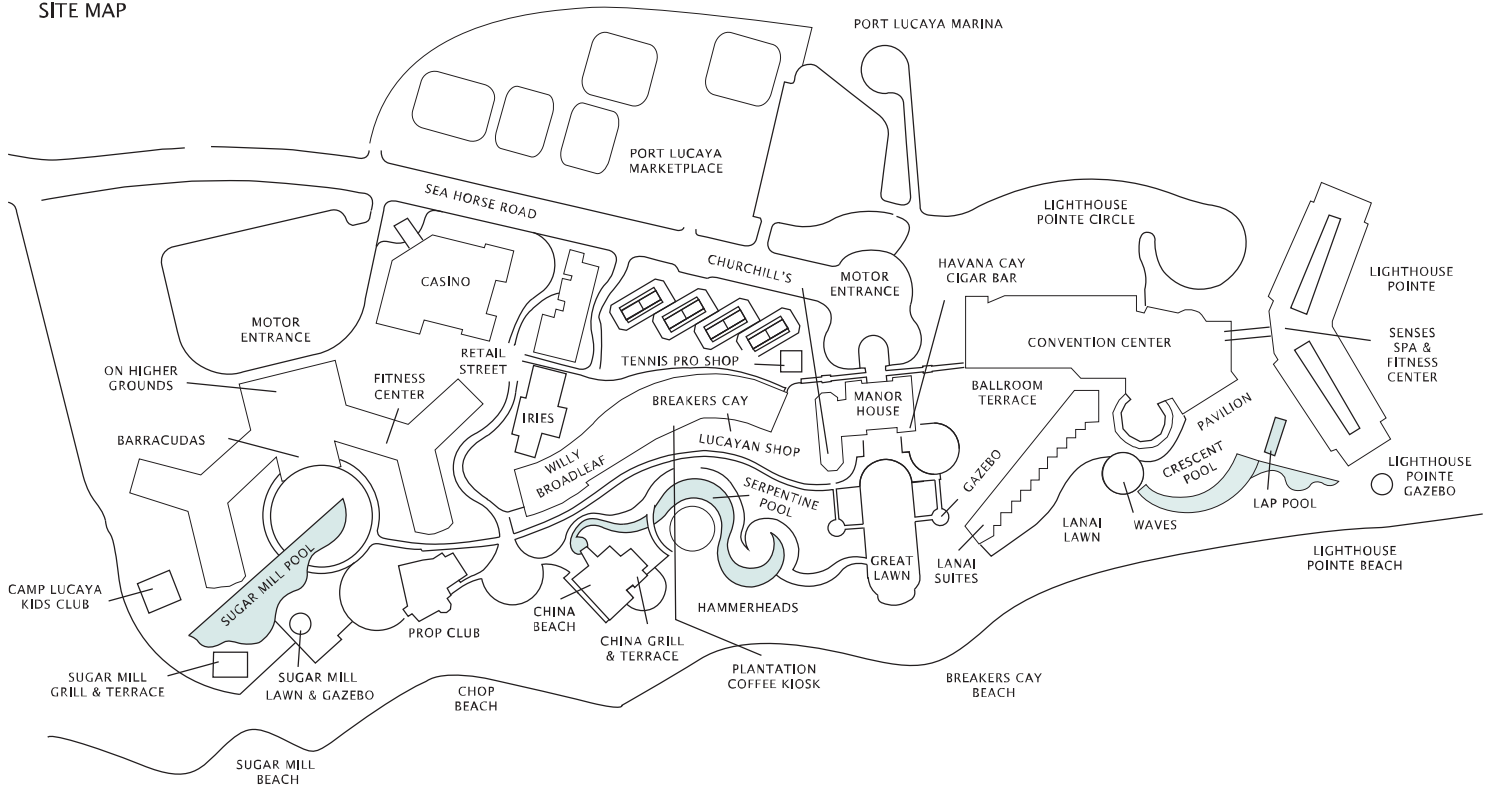
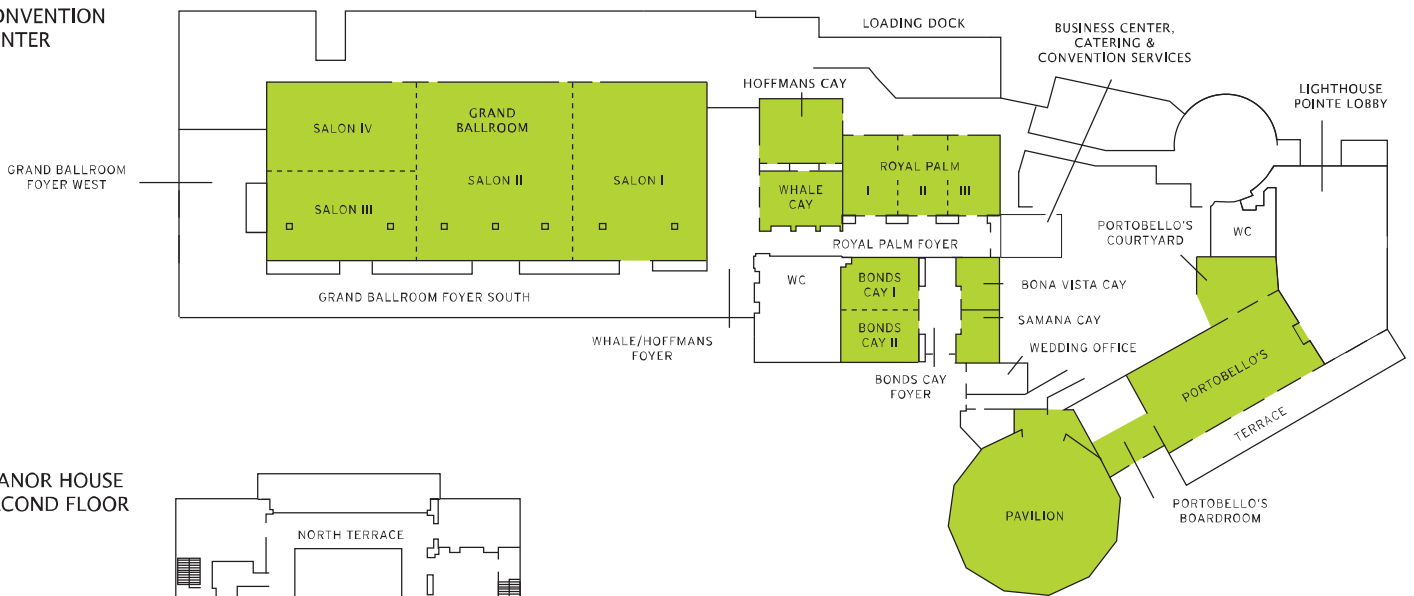


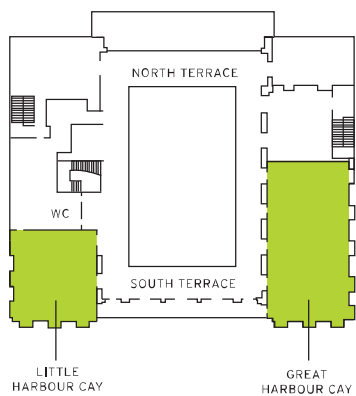
SITE MAP



CONVENTION CENTER



MANOR HOUSE SECOND FLOOR



Meeting capacity chart of Breakers Cay Grand Bahama Island Our Lucaya Resort

Meeting Room Name	Floor Num	Length Feet	x Width Meters	Ceiling Feet	x Height Meters	Area Sq.Feet	Sq.Meters	Roundsof	Theater	Conferenc	Reception	Classroom	U-Shape	Hollow Sq	Exhibit	Booths	8 x 10
Wedding Gazebo	0	40'40'	12.2*12.2	8'5"-17'1"	2.6-5.2	1622	151		56 -	-	243 -	-	-	-	-	-	-
Crescent Pool/Deck	0	114*97'	34.7*29.6	0'-0'	0.0-0.0	9803	911		352 -	-	1470 -	-	-	-	-	-	-
Sugar Mill Pool Deck/Lawr	0	119*66'	36.3*20.1	0'-0'	0.0-0.0	13434	1248		544 -	-	1439 -	-	-	-	-	-	-
Breakers Cay Beach	0	220*70'	67.1*21.3	0'-0'	0.0-0.0	19089	1773		944 -	-	800 -	-	-	-	-	-	-
Lighthouse Point Beach	0	352*68'	107.3*20.7	0'-0'	0.0-0.0	24878	2311		1208 -	-	1800 -	-	-	-	-	-	-
Chop Beach	0	320*137'	97.5*41.8	0'-0'	0.0-0.0	25467	2366		1216 -	-	2728 -	-	-	-	-	-	-
Great Lawn	0	255*128'	77.7*39.0	0'-0'	0.0-0.0	26744	2485		1280 -	-	2865 -	-	-	-	-	-	-
Serpentine Pool/Deck	0	186*186'	56.7*56.7	0'-0'	0.0-0.0	28701	2666		680 -	-	1000 -	-	-	-	-	-	-
Sugar Mill Beach	0	285*125'	86.9*38.1	0'-0'	0.0-0.0	43954	4083		2096 -	-	1800 -	-	-	-	-	-	-
Samana Cay	1	24*16'	7.3*4.9	11'10"-13'2"	3.6-4.0	426	40		16	54	12	64	12	10	16	16	1
Bonavista Cay	1	27*15*10'	8.2*4.8	11'10"-13'2"	3.6-4.0	456	42		16	62	16	68	12	8	16	16	1
Bonds Cay I	1	25*35*3'	7.6*10.7	11'3"-12'	3.4-3.7	520	48		48	106	20	129	24	18	24	3	3
Bonds Cay II	1	25*35*3'	7.6*10.7	11'3"-12'	3.4-3.7	520	48		48	106	20	28	24	18	24	3	3
Bonds Cay Foyer	1	49*12*4'	14.9*3.8	12'4"-12'4"	3.8-3.8	775	72	-	-	-	116 -	-	-	-	-	-	-
Royal Palm I	1	25*41*3'	7.6*12.6	12'4"-13'7"	3.8-4.1	994	92		48	125	24	149	30	20	30	4	4
Royal Palm II	1	25*41*3'	7.6*12.6	12'4"-13'7"	3.8-4.1	1001	93		48	126	24	150	30	26	28	4	4
Whale Cay	1	39*26'	11.9*7.9	8'10"-9'10"	2.7-3.0	1027	95		48	100	24	154	30	22	32	4	4
Royal Palm III	1	26*41*3'	7.9*12.6	12'4"-13'7"	3.8-4.1	1035	96		48	125	24	155	30	28	24	4	4
Bonds Cay	1	50*35*3'	15.2*10.7	11'3"-12'	3.4-3.7	1048	97		96	221	28	157	56	32	40	9	9
Hoffmans Cay	1	39*31'	11.9*9.4	8'10"-9'10"	2.7-3.0	1186	110		48	135	24	178	30	27	32	4	4
Grand Ballroom Foyer We	1	13*64'	4.0*19.5	8'-9'6"	2.4-2.9	1274	118	-	-	-	191 -	-	-	-	-	-	-
Royal Palm Foyer	1	71*17'	21.6*5.2	11'3"-13'3"	3.4-4.0	1322	123	-	-	-	198 -	-	-	-	-	-	-
Salon III	1	50*50'	15.2*15.2	13'11"-16'5"	4.2-5.1	1669	155		112	328	32	250	76	38	38	11	11
Whale /Hoffmans Foyer	1	77*20'	23.5*6.1	7'9"-15'	2.4-4.6	1690	157	-	-	-	253 -	-	-	-	-	-	-
Salon IV	1	50*41'	15.2*12.5	13'11"-16'5"	4.2-5.1	1987	185		96	271	28	298	70	34	56	9	9
Royal Palm I & II	1	49*41*3'	14.9*12.6	12'4"-13'7"	3.8-4.1	1991	185		96	271	28	298	64	34	40	11	11
Royal Palm II & III	1	50*41*3'	15.2*12.6	12'4"-13'7"	3.8-4.1	2033	189		96	272	28	305	64	38	44	11	11
Royal Palm	1	75*3*41*3'	22.9*12.6	12'4"-13'7"	3.8-4.1	3043	283		144	394	48	456	104	50	60	14	14
Grand Ballroom Foyer Sou	1	22*143'	6.7*43.6	11'10"-15'	3.6-4.6	3574	332	-	-	-	536 -	-	-	-	-	-	-
Pavilion	1	67*67*2'	20.4*20.5	9'-20'	2.7-6.1	4056	377		152	400	40	608	112	42	52	16	16
Salon III & IV	1	50*91'	15.2*27.7	13'11"-16'5"	4.2-5.1	4459	414		208	592	56	669	154	56	64	23	23
Salon I	1	50*91'	15.2*27.7	13'11"-16'5"	4.2-5.1	4478	416		200	529	56	671	136	44	64	21	21
Lighthouse Point Lobby	1	101*53*8'	30.8*16.4	9'-9'	2.7-2.7	4770	443		208	-	-	715 -	-	-	-	-	-
Grand Ballroom Foyer	1	166*91'	50.6*27.7	11'10"-15'	3.6-4.6	5383	500	-	-	-	807 -	-	-	-	-	-	-
Salon II	1	65*91'	19.8*27.7	13'11"-16'5"	4.2-5.1	5840	543		264	708	56	876	210	50	68	30	30
Salon II & III	1	115*91'	35.1*27.7	13'11"-16'5"	4.2-5.1	7560	702		344	1120	72	1134	272	66	72	41	41
Salon I & II	1	115*91'	35.1*27.7	13'11"-16'5"	4.2-5.1	10378	964		472	1435	72	1111	372	82	100	47	47
Salon II & III & IV	1	115*91'	35.1*27.7	13'11"-16'5"	4.2-5.1	10390	965		472	1445	72	1113	392	82	108	52	52
Salon I & II & III	1	166*91'	142.0*27.7	13'11"-16'5"	4.2-5.1	12098	1124		584	1720	108	1296	452	92	116	59	59
Grand Ballroom	1	165*91'	50.3*27.7	13'11"-16'5"	4.2-5.1	14928	1387		830	2032	104	1599	548	110	128	73	73
Little Harbour Cay	2	30'6"*34'4"	9.3*10.5	4'6"-13'10"	1.4-4.2	1054	98		48	126	20	158	32	24	28	6	6
Great Harbour Cay	2	31*62*8'	9.4*19.1	4'2"-14'5"	1.3-4.4	1912	178		80	236	40	287	64	11	52	10	10